




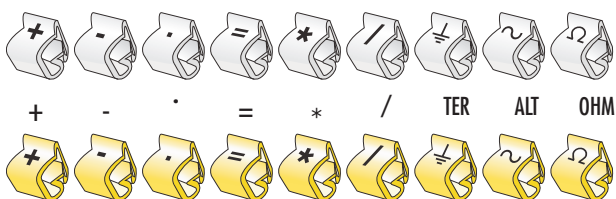
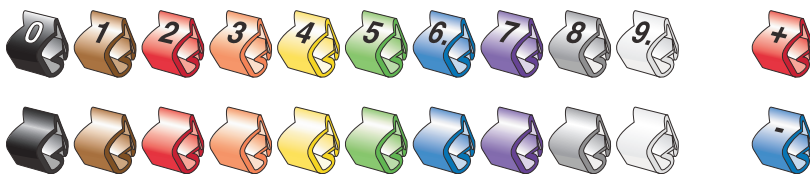

PLIOTEX-V^{plus}

Material:	flexible PVC
Temperature of use:	-20 to +90°C
Hardness Shore A:	85 ± 3
Tensile strength at break:	20 MPa
Ultimate elongation:	300 %
Density:	1260 kg/m ³
Flame resistance:	V0 UL94


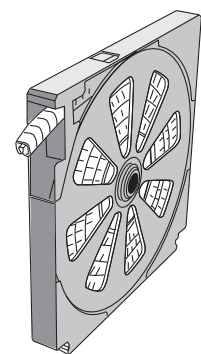
Application: to identify wires and cables of o.d. 1 to 25 mm.



- Ease of assembly on the conductor thanks to the particular form of the tubular section and its flexibility.
- **Thimble jigs** make marker setting and composition easy. Ideal for on-site work.
- The markers fit the conductors perfectly. The chevron cut shape allows correct legend alignment.
- Identifying **before connection**.
- Available **in flat reels** which can be placed side by side and allow easy storage and ensure protection of the markers.
- **Dispensers** are available to group reels together, ideal for **on site use**.



Other symbols upon request.





Example for order:

code group	detail article	code colour	code marker
03700	0XXXXXX	XXXXXX	XXXXXX

PT-V+ 30		037000002004F
PT-V+ 45		03700003001TER
PT-V+ 90		037000140053
PT-V+ 150		03700025006



detail article

type	white / yellow	article number international code	unprinted markers	for cables Ø mm	sections mm ²	rings
PT-V+ 30	0370 0002 *** **	0370 0012 *** **	0370 0022 ***	1,0 - 3,0	0,2 - 1,5	500
PT-V+ 45	0370 0003 *** **	0370 0013 *** **	0370 0023 ***	2,2 - 5,0	1 - 6	500
PT-V+ 90	0370 0004 *** **	0370 0014 *** **	0370 0024 ***	4,0 - 9,0	4 - 16	250
PT-V+ 150*	0370 0005 *** **	0370 0015 *** **	0370 0025 ***	7,0 - 16,0	16 - 70	100
PT-V+ 240*	0370 0006 *** **	0370 0016 *** **	0370 0026 ***	12,0 - 25,0	50 - 185	100

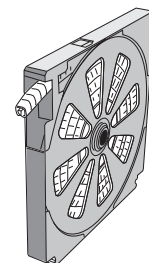
* available in bags of 5 carriers with 20 markers.

code colours

010	006	007	005	004	003	002	008	013	001
black	brown	red	orange	yellow	green	blue	violet	grey	white

code markers

A	A	0370 0*** ** A
B	B	0370 0*** ** B
C	C	0370 0*** ** C
D	D	0370 0*** ** D
E	E	0370 0*** ** E
F	F	0370 0*** ** F
G	G	0370 0*** ** G
H	H	0370 0*** ** H
I	I	0370 0*** ** I
J	J	0370 0*** ** J
K	K	0370 0*** ** K
L	L	0370 0*** ** L
M	M	0370 0*** ** M
N	N	0370 0*** ** N
O	O	0370 0*** ** O
P	P	0370 0*** ** P
Q	Q	0370 0*** ** Q
R	R	0370 0*** ** R
S	S	0370 0*** ** S
T	T	0370 0*** ** T
U	U	0370 0*** ** U
V	V	0370 0*** ** V
W	W	0370 0*** ** W
X	X	0370 0*** ** X
Y	Y	0370 0*** ** Y
Z	Z	0370 0*** ** Z
0	0	0370 0*** ** 0
1	1	0370 0*** ** 1
2	2	0370 0*** ** 2
3	3	0370 0*** ** 3
4	4	0370 0*** ** 4
5	5	0370 0*** ** 5
6	6	0370 0*** ** 6
7	7	0370 0*** ** 7
8	8	0370 0*** ** 8
9	9	0370 0*** ** 9
L1	L1	0370 0*** ** L1
L2	L2	0370 0*** ** L2
L3	L3	0370 0*** ** L3
A1	A1	0370 0*** ** A1
A2	A2	0370 0*** ** A2
PE	PE	0370 0*** ** PE
+	+	0370 0*** ** +
-	-	0370 0*** ** -
.	.	0370 0*** ** .
=	=	0370 0*** ** =
*	*	0370 0*** ** *
/	/	0370 0*** ** /
⊥	⊥	0370 0*** ** TER
~	~	0370 0*** ** ALT
Ω	Ω	0370 0*** ** OHM
0		0370 0*** 010 0
1		0370 0*** 006 1
2		0370 0*** 007 2
3		0370 0*** 005 3
4		0370 0*** 004 4
5		0370 0*** 003 5
6		0370 0*** 002 6
7		0370 0*** 008 7
8		0370 0*** 013 8
9		0370 0*** 001 9
+		0370 0*** 007 +
-		0370 0*** 002 -
		0370 0*** 010
		0370 0*** 006
		0370 0*** 007
		0370 0*** 005
		0370 0*** 004
		0370 0*** 003
		0370 0*** 002
		0370 0*** 008
		0370 0*** 013
		0370 0*** 001



B7/4-05





Example for order:

code group	detail article	code colour	code marker
0370	0XXXXXX	XXXXXX	XXXXXX

PT-V+ 30		037000072004F
PT-V+ 45		037000073001TER
PT-V+ 90		0370000840053



detail article

type	white /yellow	article number international code	unprinted white / yellow	for cables Ø mm	sections mm ²	rings
PT-V+ 30	0370 0072 *** **	0370 0082 *** **	0370 0095 ***	1,0 - 3,0	0,2 - 1,5	100
PT-V+ 45	0370 0073 *** **	0370 0083 *** **	0370 0096 ***	2,2 - 5,0	1 - 6	100
PT-V+ 90	0370 0074 *** **	0370 0084 *** **	0370 0097 ***	4,0 - 9,0	4 - 16	100

code colours


010	006	007	005	004	003	002	008	013	001
black	brown	red	orange	yellow	green	blue	violet	grey	white

code markers

A	A	0370 0*** **	A
B	B	0370 0*** **	B
C	C	0370 0*** **	C
D	D	0370 0*** **	D
E	E	0370 0*** **	E
F	F	0370 0*** **	F
G	G	0370 0*** **	G
H	H	0370 0*** **	H
I	I	0370 0*** **	I
J	J	0370 0*** **	J
K	K	0370 0*** **	K
L	L	0370 0*** **	L
M	M	0370 0*** **	M
N	N	0370 0*** **	N
O	O	0370 0*** **	O
P	P	0370 0*** **	P
Q	Q	0370 0*** **	Q
R	R	0370 0*** **	R
S	S	0370 0*** **	S
T	T	0370 0*** **	T
U	U	0370 0*** **	U
V	V	0370 0*** **	V
W	W	0370 0*** **	W
X	X	0370 0*** **	X
Y	Y	0370 0*** **	Y
Z	Z	0370 0*** **	Z

0	0	0370 0*** **	0
1	1	0370 0*** **	1
2	2	0370 0*** **	2
3	3	0370 0*** **	3
4	4	0370 0*** **	4
5	5	0370 0*** **	5
6	6	0370 0*** **	6
7	7	0370 0*** **	7
8	8	0370 0*** **	8
9	9	0370 0*** **	9
L1	L1	0370 0*** **	L1
L2	L2	0370 0*** **	L2
L3	L3	0370 0*** **	L3
A1	A1	0370 0*** **	A1
A2	A2	0370 0*** **	A2
PE	PE	0370 0*** **	PE
+	+	0370 0*** **	+
-	-	0370 0*** **	-
·	·	0370 0*** **	·
=	=	0370 0*** **	=
*	*	0370 0*** **	*
/	/	0370 0*** **	/
⊥	⊥	0370 0*** **	TER
~	~	0370 0*** **	ALT
Ω	Ω	0370 0*** **	OHM

0	0370 0*** 010 0
1	0370 0*** 006 1
2	0370 0*** 007 2
3	0370 0*** 005 3
4	0370 0*** 004 4
5	0370 0*** 003 5
6	0370 0*** 002 6
7	0370 0*** 008 7
8	0370 0*** 013 8
9	0370 0*** 001 9
	0370 0*** 001
	0370 0*** 004

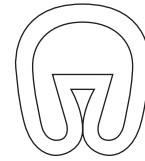
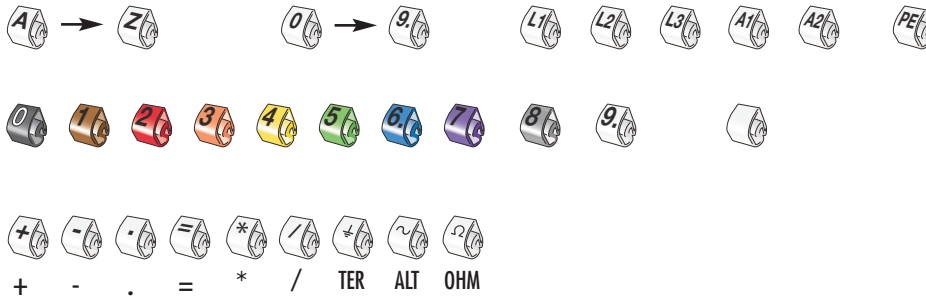


B7/4-05





With identical characteristics to the PLIOTEX-V^{plus} markers but not chevron cut, but straight cut.



6.

Example for order:

code group	detail article	code colour	code marker		
0361	0XXXXXX	XXXXXX	XXXXXX	PT+ 30	F 03610472001F
0361	0XXXXXX	XXXXXX	XXXXXX	PT+ 90	3 036104840053

detail article


type	white	article number		for cables Ø mm	sections mm ²	 rings
		international code	unprinted colour white			
PT+ 30	0361 0472 001 ***	0361 0482 *** **	0361 0492 001	1 - 3	0,2 - 1,5	100
PT+ 45	0361 0473 001 ***	0361 0483 *** **	0361 0493 001	2,2 - 5	1 - 6	100
PT+ 90	0361 0474 001 ***	0361 0484 *** **	0361 0494 001	4 - 9	4 - 16	100

code colours

010	006	007	005	004	003	002	008	013	001
black	brown	red	orange	yellow	green	blue	violet	grey	white

code markers

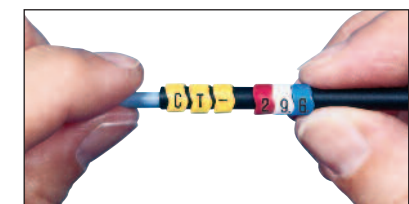
A	0361 0*** 001 A
B	0361 0*** 001 B
C	0361 0*** 001 C
D	0361 0*** 001 D
E	0361 0*** 001 E
F	0361 0*** 001 F
G	0361 0*** 001 G
H	0361 0*** 001 H
I	0361 0*** 001 I
J	0361 0*** 001 J
K	0361 0*** 001 K
L	0361 0*** 001 L
M	0361 0*** 001 M
N	0361 0*** 001 N
O	0361 0*** 001 O
P	0361 0*** 001 P
Q	0361 0*** 001 Q
R	0361 0*** 001 R
S	0361 0*** 001 S
T	0361 0*** 001 T
U	0361 0*** 001 U
V	0361 0*** 001 V
W	0361 0*** 001 W
X	0361 0*** 001 X
Y	0361 0*** 001 Y
Z	0361 0*** 001 Z
0	0361 0*** 001 0
1	0361 0*** 001 1
2	0361 0*** 001 2
3	0361 0*** 001 3
4	0361 0*** 001 4
5	0361 0*** 001 5
6	0361 0*** 001 6
7	0361 0*** 001 7
8	0361 0*** 001 8
9	0361 0*** 001 9
L1	0361 0*** 001 L1
L2	0361 0*** 001 L2
L3	0361 0*** 001 L3
A1	0361 0*** 001 A1
A2	0361 0*** 001 A2
PE	0361 0*** 001 PE
+	0361 0*** 001 +
-	0361 0*** 001 -
.	0361 0*** 001 .
=	0361 0*** 001 =
*	0361 0*** 001 *
/	0361 0*** 001 /
⊥	0361 0*** 001 TER
~	0361 0*** 001 ALT
Ω	0361 0*** 001 OHM
0	0361 0*** 010 0
1	0361 0*** 006 1
2	0361 0*** 007 2
3	0361 0*** 005 3
4	0361 0*** 004 4
5	0361 0*** 003 5
6	0361 0*** 002 6
7	0361 0*** 008 7
8	0361 0*** 013 8
9	0361 0*** 001 9
	0361 0*** 001





• Thimble jigs

Thimble jigs in steel for easier assembly and application of PLIOTEX-V+ markers. Different sizes allow setting of the markers with less effort.



type	article number	for rings	mm	mm ²	
PT-V ^{plus} n°1	0361 0301 000	PT-V+ 30	2	0,2 - 0,5	1
PT-V ^{plus} n°2	0361 0302 000	PT-V+ 30 & 45	3	0,5 - 1,5	1
PT-V ^{plus} n°3	0361 0303 000	PT-V+ 45	4	0,75 - 2,5	1
PT-V ^{plus} n°4	0361 0304 000	PT-V+ 45	4,4	2,5 - 4	1
PT-V ^{plus} n°5	0361 0305 000	PT-V+ 45 & 90	4,8	4 - 6	1
PT-V ^{plus} n°6	0361 0306 000	PT-V+ 90	6,5	4 - 10	1
PT-V ^{plus} n°7	0361 0307 000	PT-V+ 90 & 150	8	16	1
PT-V ^{plus} n°8	0361 0308 000	PT-V+ 150 & 240	13	25 - 50	1
PT-V ^{plus} n°9	0361 0309 000	PT-V+ 150 & 240	14,5	50 - 70	1

• Dispenser SUCA - 350 for marker reels

Dispenser for PLIOTEX-V^{plus} marker reels - to assemble reels for bench work and on-site work (also suitable for PLIO-V-MARKERS, PLIO-M-MARKERS M-65 and OPTO-MARKERS).

Maximum capacity:
 50 reels PT-V^{plus} 30 or PLIO-V-09 to V-16 or TC-09
 37 reels PT-V^{plus} 45 or PLIO-V-22 to V-40 or TC-27
 27 reels PT-V^{plus} 90 or PLIO-V-50 to V-65 or M-65



type	article number	external dimensions (mm)			weight g	
		length	width	height		
SUCA 350	0360 0500 000	430	129	200	600	1

• Box for markers

- Order of the markers.
- Protection of the markers.
- Ready for use.
- Number of markers in the box is variable because of the size of the markers.

Maximum capacity:
 1000 rings PLIOTEX-V+ or PLIOTEX+ 30 per compartment
 400 rings PLIOTEX-V+ or PLIOTEX+ 45 per compartment
 100 rings PLIOTEX-V+ or PLIOTEX+ 90 per compartment

Dimensions: 240 x 195 x 43 mm
Material: Polypropylene



type	article number	external dimensions (mm)			weight g	
		length	width	height		
BOX PSC18	0370 0910 000	240	195	43	295	1



www.klinkmann.com

HELSINKI

tel. +358 9 540 4940
info@klinkmann.fi

ST. PETERSBURG

tel. +7 812 327 3752
klinkmann@klinkmann.spb.ru

MOSCOW

tel. +7 495 641 1616
moscow@klinkmann.spb.ru

YEKATERINBURG

tel. +7 343 287 19 19
yekaterinburg@klinkmann.spb.ru

SAMARA

tel. +7 846 273 95 85
samara@klinkmann.spb.ru

UFA

tel. +7 347 293 70 04
klinkmann@klinkmann.ru

KIEV

tel. +38 044 495 33 40
klinkmann@klinkmann.kiev.ua

KAZAKHSTAN

tel. +77779994825
sales@klinkmann.kz

MINSK

tel. +375 17 200 0876
minsk@klinkmann.com

RIGA

tel. +371 6738 1617
info@klinkmann.lv

VILNIUS

tel. +370 5 215 1646
info@klinkmann.lt

TALLINN

tel. +372 668 4500
info@klinkmann.ee